



St. Vincent's Catholic Primary School



to Year 2

Introduction – adults in class

Mrs Hewett is the class teacher Mondays – Thursdays.

Mrs Smith - Fridays.

Teaching Assistants are in class to support throughout the week.

Subjects

- English – reading and writing, handwriting, SPAG
- Maths
- Science
- R.E
- Computing
- Music – specialist teacher
- P.E – specialist for some lessons
- Geography
- History
- Art and Design
- Design and Technology
- PSHE - Personal, Social, Health Education
- The Long-Term Plan shows the topics that are covered.

Expectations and School Values

Fantastic listening, fantastic walking, fantastic behaviour.

School values – love, forgiveness, compassion, aspiration, curiosity, resilience.

Celebration Assembly takes place every Friday.

Dojo points are collected – regular rewards.

Things to remember - Uniform:

- Children need their PE kit in school all week – Monday to Friday.
- Correct uniform is needed everyday.
- Children's belongings/clothing – all items must be labelled with names please.
- No jewellery.

Our School Uniform, Reception to Year 6

- White or grey, short or long sleeved shirt/blouse
- Grey tailored long trousers (school uniform trousers, not jean style).
- Grey pinafore or skirt.
- Navy V-neck jumper or cardigan (*), no hoods please
- Navy blazer (optional)
- Light blue school tie (*), unless blouse is open neck
- Grey socks for trousers
- White socks for skirts or grey or navy tights
- Black, brown or navy shoes
- Black or navy coat (plain)

Summer variations

- Short grey tailored trousers
- Black, brown or navy sandals (closed toes)
- Plain light blue or white polo shirts
- Blue & white check or stripe dress

(*) Navy v-neck jumpers and cardigans with the school logo are available from the school office as well as school ties.

Footwear:

Must be plain black with closed toes and suitable for active play.
Boots are only suitable for cold weather and they must be ankle boots.
Trainers are only to be worn for games or PE.

Outdoor clothing

Students should bring a coat to school each day. Coats must be plain black or navy, the material of the coat must be without pattern.

P.E.

Plain navy blue or black shorts
Plain white T-shirt
Plain navy blue or black tracksuit
Black plimsolls and/or trainers for outdoor activities

Things to remember:

- Letters – check to see if your child has brought home any important information.
- Water bottles and healthy snacks can be brought in to school.
- We encourage children in year 2 to be more independent – they are encouraged to look after their reading books, letters, clothing etc.
- Check the lunch menu online.
- End of day collection point – please wait until all children are dismissed to speak to a school adult.
- Visits to Mass and the library will take place later in Year 2.
- Outings will be taking place throughout the year.

Things to remember – Homework including reading:

- Spellings and number facts need to be learnt – these will be sent home every Thursday and children will be tested on them on the following Thursday.
- Maths online learning will begin later in the term.
- The children's reading books are changed every Thursday – contact books must be signed for books to be changed.
- Please contact us about any homework issues.

Reading

- Reading books are changed every Thursday. We will check the reading contact book each week as it lets us know that the reading homework has taken place and feeds into our monitoring. If the contact book is not signed by an adult, we will assume that you would like the books for longer and the books will not be changed.
- Our main reading scheme links to our phonics scheme – RWI. Once complete, further books from our Big Cat, Rigby and Engage scheme are provided.
- Phonics will take place most days in the Autumn term. Further interventions will take place throughout the year for those children who need to continue to secure their phonics knowledge. If any child did not pass the phonics screening check in Year 1, they will retake the check in the Summer term.

Spellings:

Year 1 and 2 Common Exception Words

Year 1

the	they	one
a	be	once
do	he	ask
to	me	friend
today	she	school
of	we	put
said	no	push
says	go	pull
are	so	full
were	by	house
was	my	our
is	here	
his	there	
has	where	
I	love	
you	come	
your	some	

Year 2

door	gold	plant	clothes
floor	hold	path	busy
poor	told	bath	people
because	every	hour	water
find	great	move	again
kind	break	prove	half
mind	steak	improve	money
behind	pretty	sure	Mr
child	beautiful	sugar	Mrs
children	after	eye	parents
wild	fast	could	Christmas
climb	last	should	everybody
most	past	would	even
only	father	who	
both	class	whole	
old	grass	any	
cold	pass	many	

Spellings:

Spellings move on to spelling patterns

Stage 2 - Lesson 1: Words where 'dge' makes a /j/ sound

badge	bridge	fudge	smudge	wedge
edge	dodge	ridge	judge	lodge

Put this week's words in alphabetical order.

Which words should complete these sentences?

The old wooden _____ crossed the river.

I used a _____ to keep the door open.

Sam had a _____ of dirt on his face.

The _____ was made of wood.

Sort this week's words according to the number of phonemes.
('e-dge' has two phonemes)


3

Not 3

These words have been scrambled into their phonemes.
Can you unscramble them?


b dge a dge o d dge r i

dge e f dge u j dge u



Homework

- Regular use of Numbots first at home. Times Tables Rockstars will be provided later in the academic year.
- Log in details to be provided.



Types of things to practise at home:

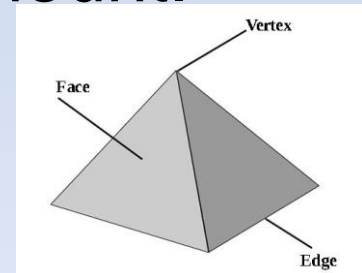
- Use of punctuation when writing – full stops, capital letters, finger spaces, spelling, question marks and exclamation marks.
- Try writing for different purposes: character descriptions, describing a setting, story writing, letter writing, posters, instructions.
- Spellings - learning common exception words.
- Handwriting – focusing letter formation, size of letters and how they sit on the line and joining.

Maths:

Autumn term	<div>Number</div> <div>Place value</div> <div>FREE TRIAL</div> <div>VIEW</div>	<div>Number</div> <div>Addition and subtraction</div> <div>VIEW</div>	<div>Geometry</div> <div>Shape</div> <div>VIEW</div>
	<div>Measurement</div> <div>Money</div> <div>VIEW</div>	<div>Number</div> <div>Multiplication and division</div> <div>VIEW</div>	<div>Measurement</div> <div>Length and height</div> <div>VIEW</div>
	<div>Measurement</div> <div>Mass, capacity and temperature</div> <div>VIEW</div>		
Spring term	<div>Measurement</div> <div>Statistics</div> <div>VIEW</div>	<div>Measurement</div> <div>Position and direction</div> <div>VIEW</div>	<div>Consolidation</div>
	<div>Number</div> <div>Fractions</div> <div>VIEW</div>	<div>Measurement</div> <div>Time</div> <div>VIEW</div>	
Summer term			

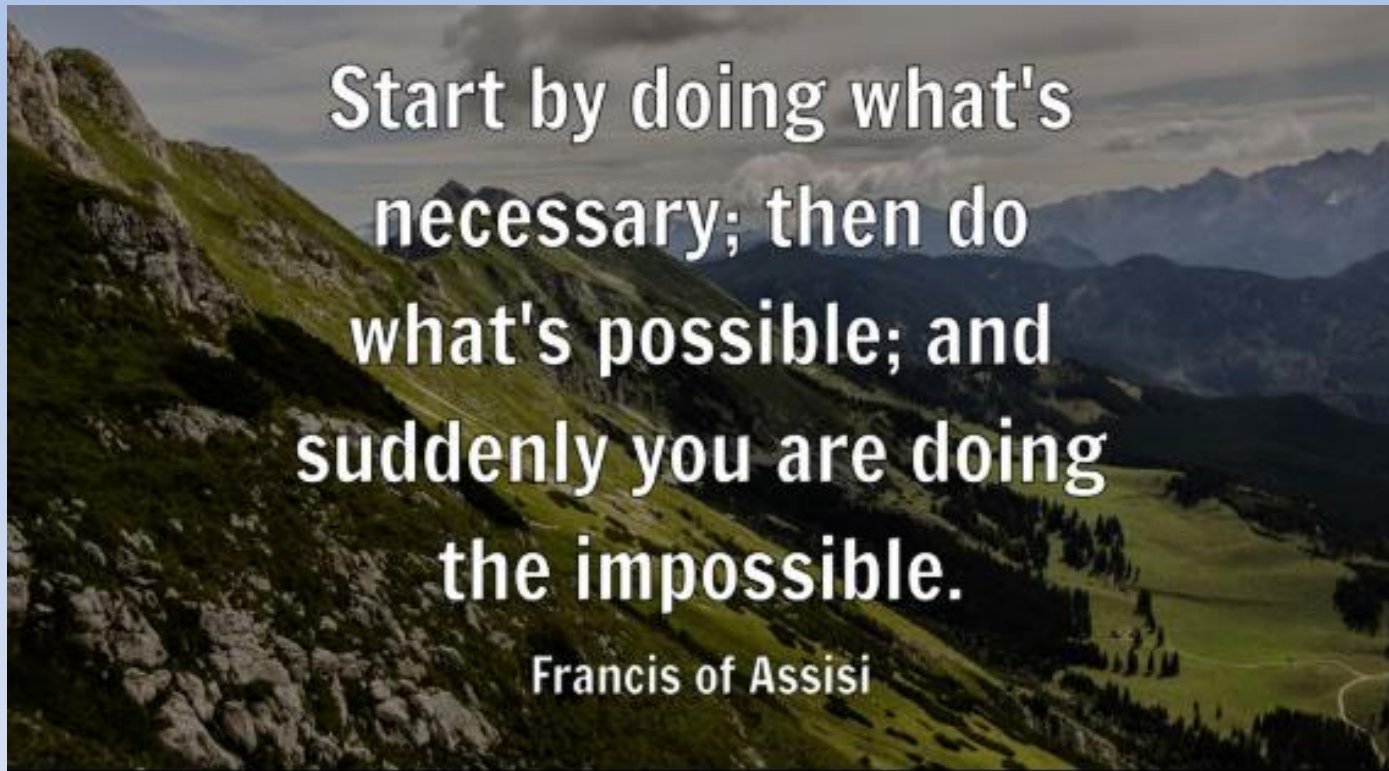
Things to do at home:

- Times tables - 2, 5 and 10s – multiplication and division.
- Number bonds to 10 and 20.
- Telling the time.
- Recognise and describe 2D and 3D shapes- number of sides, vertices, edges, faces and lines of symmetry.
- Reading scales.
- Use different coins to make the same amount.
- Ensure number formation is correct.
- Learn to read and write number words.



Year 2:

- Key figure – Saint Francis of Assisi.



Please do not hesitate to contact us with any questions you may have.

